

Engineered for comfort. Designed for real life.

3M™ Coban™ 2 Layer Compression System

Venous leg ulcer, chronic oedema and lymphoedema therapy.



Ordering information.



Venous leg ulcers

Can be worn for up to seven days.^{3,7}

Indication	3M Code	Description	Roll dimensions	Pack Configuration
For mixed aetiology leg ulcers ABPI ≥0.5	2794N	3M™ Coban™ 2 Lite Compression System kit	Roll 1 - 10cm x 2.7m Roll 2 - 10cm x 4.7m	8 kits/Case
For venous leg ulcers ≥0.8	2094N	3M™ Coban™ 2 Compression System kit	Roll 1 - 10cm x 2.7m Roll 2 - 10cm x 4.7m	8 kits/Case

Chronic oedema/lymphoedema

Twice weekly application clinically proven to reduce limb volume.²

Indication	3M Code	Description	Roll dimensions	Pack Configuration
For arms, shoulders, fingers and toes 	20713	Comfort Foam Layer	7.5cm x 2.7m	18 rolls/Box
	20714	Comfort Foam Layer	10cm x 2.7m	18 rolls/Box
	20716	Comfort Foam Layer	15cm x 2.7m	10 rolls/Box
	20721	Lite Compression Layer	2.5cm x 3.5m	36 rolls/Box
	20723	Lite Compression Layer	7.5cm x 3.5m	32 rolls/Box
	20724	Lite Compression Layer	10cm x 3.5m	32 rolls/Box
For legs, hips and torso 	20012	Comfort Foam Layer	5cm x 1.2m	32 rolls/Box
	20014	Comfort Foam Layer	10cm x 3.5m	18 rolls/Box
	20016	Comfort Foam Layer	15cm x 3.5m	10 rolls/Box
	20022	Compression Layer	5cm x 2.7m	32 rolls/Box
	20024	Compression Layer	10cm x 4.5m	32 rolls/Box
	20026	Compression Layer	15cm x 4.5m	15 rolls/Box

For more information contact your local 3M representative or call 3M Healthcare Customer Helpline on 1300 363 878

www.coban2.com.au www.coban2.co.nz

References

- Harding K et al. Simplifying venous leg Ulcer Management. Consensus Recommendations. Wounds International 2015.
- Moffatt C et al (2012) 'A preliminary randomized controlled study to determine the application frequency of a new lymphoedema bandaging system.' British Journal of Dermatology 166.3: 624-632.
- Moffatt C et al (2008) 'A randomised controlled 8-week crossover clinical evaluation of the 3M™ Coban™ 2 Layer Compression System versus Profore™ to evaluate the product performance in patients with venous leg ulcers.' International Wound Journal; 5:267-279.
- Guest JF et al (2015) Outcomes and cost-effectiveness of using a two-layer cohesive compression bandage, a two-layer and a four-layer compression system in clinical practice in the UK. Journal of Wound Care, Vol 24:7.
- 3M Data on File: THIN Cost Calculator 2015.
- Patient P3, Canada; Moffat C et al (2011) 'The experience of patients with lymphoedema undergoing a period of compression bandaging in the UK and Canada using the 3M™ Coban™ 2 compression system.' International Wound Journal 2011.
- Mosti G, Crespi A, Mattaliano V. Comparison Between a New, Two-component Compression System With Zinc Paste Bandages for Leg Ulcer Healing: A Prospective, Multicenter, Randomized, Controlled Trial Monitoring Sub-bandage Pressures. Wounds 2011; 23 (5): 126-134



3M Critical & Chronic Care Solutions Division

3M Australia
1300 363 878
www.coban2.com.au

3M New Zealand
0800 80 8182
www.coban2.co.nz

Profore is a registered trademark of Smith & Nephew.
K-Two is a registered trademark of Urgo.
3M and Coban are trademarks of the 3M company.
© 3M 2017. All rights reserved.

3M™ Coban™ 2 Layer Compression System

Venous leg ulcer, chronic oedema and lymphoedema therapy.

Help your patients to overcome the common challenges of wearing compression bandages.

Feeling comfortable, wearing normal shoes and bandage slippage are common challenges for patients in compression bandage systems. Both Coban 2 and Coban 2 Lite are designed to achieve sustained therapeutic compression with unique stretch and cohesion properties. Your patients or clients can be effectively treated while enjoying an improved quality of life.



Inner foam comfort layer applied with minimum overlap.



Outer compression layer, applied at 100% stretch, with 50% overlap.

How does it work?

Therapeutic compression without the bulk

Coban 2 compression system comprises two thin layers to provide the stiffness required to generate sustained working pressures/low resting pressures to reduce oedema/prevent venous reflux, as equally well as traditional bandages, but without the bulk.



Progressive compression

Highlighted as best practice in the 2015 Global Consensus Document, 'progressive compression' is achieved with Coban 2 compression system, where both layers bond together to form a rigid sleeve.¹



Stays in place

The unique interlocking layers cohere to each other, creating an inelastic sleeve that conforms to the limb and reduces the potential for bandage slippage and discomfort.

Low profile bandages

Patients can easily perform daily activities because the bandages are lightweight, flexible and facilitate mobility. Plus, as the layers are so thin, patients may wear regular footwear and clothing.

Safe for skin

The system is latex-free, hypoallergenic and non-irritating which helps to protect and improve skin integrity.

Improved concordance

Studies have shown that because Coban 2 compression system stays in place and is comfortable, patients are more likely to keep the bandages on, increasing concordance and improving the potential for more effective therapy.^{2,3}



Advantages of 3M™ Coban™ 2 Layer Compression System

For clinicians

Reducing complexity in compression bandaging

Reduction in treatment costs^{4,5} and fewer bandage changes required, saving time and money²

Simple to apply after appropriate training

Increased patient concordance with treatment²

Latex free for reduced risk of allergies for you and your patient

Clinicians can treat a range of conditions, with the same product and application

3M partnership support, offering tailored training programmes for your staff



Reduced cost



Concordance



Simple application



Increased mobility



Comfort

For patients

Designed with comfort in mind

Improved quality of life²

Fewer bandage changes so less interruption to 'everyday' life²

Lightweight and reduced bulk means good mobility

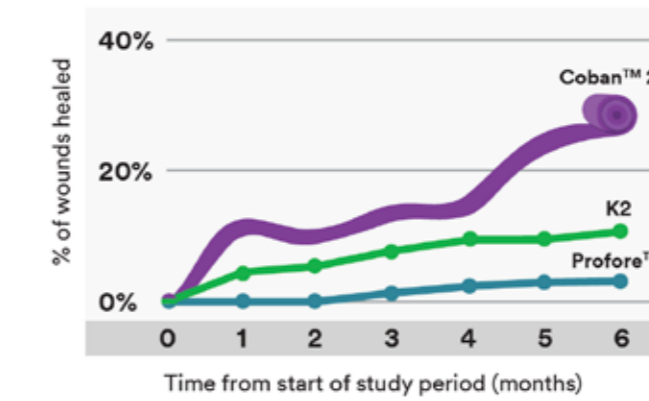
Low profile bandages may be worn with normal clothing and footwear

Reduced slippage means a more attractive bandage to wear³

Comparing Two-Layer and Four-Layer Compression Therapy

UK Study: Clinical Outcomes and Cost-Effectiveness of Three Alternative Compression Systems Used in the Management of Venous Leg Ulcers⁴

Healing Rates*



- 3M™ Coban™ 2 Layer Compression System (Two-layer compression system)
- Urgo Medical Urgo K2 (Two-layer compression system)
- Smith & Nephew Profore™ Multi-Layer Compression Bandage System (Four-layer compression system)

* Healing rates among patients that started with the respective compression systems and remained on those systems until healing.

Consensus Recommendations: Simplifying Venous Leg Ulcer Management.



- Involvement from 13 international experts in leg ulcers and venous disease.
- Calls for simplified approach to compression therapy treatment for VLUs.

- A** Assessment and Diagnosis
- B** Best practice wound and skin management
- C** Compression Therapy

Consensus document can be downloaded from www.woundsinternational.com

“They are so much easier for the therapist to put on and honestly, you don't know they are on when she has finished.”⁶