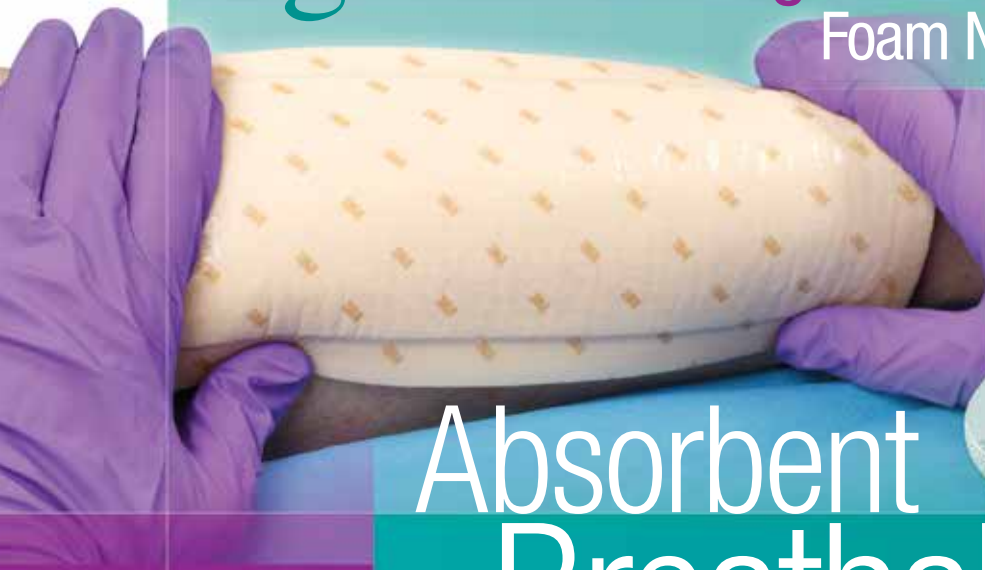


3M™ Tegaderm™ High Performance Foam Non-Adhesive Dressing

Tegaderm™ High Performance Foam Non-Adhesive Dressing



Absorbent
Breathable
& Conformable



Absorbs & Evaporates

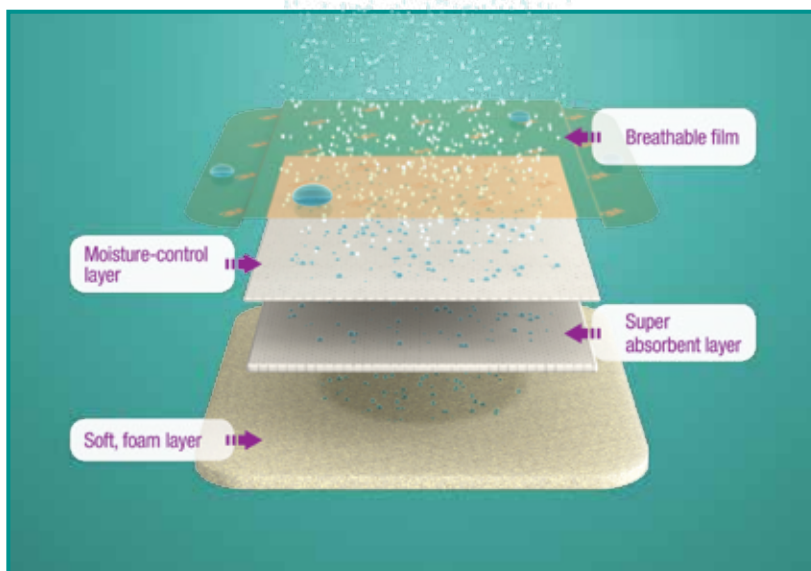
Innovative layer technology absorbs and evaporates moisture to maintain an optimal wound healing environment.

- Innovative fluid handling technology
- Unique multi-layer design provides high absorbency with breathability to reduce the risk of maceration
- Adapts to changing levels of exudate to maintain moisture balance for optimal wound healing
- Effective under compression
- Easy to use
- Variety of shapes and sizes



3M™ Tegaderm™ High Performance Foam Non-Adhesive Dressing

3M™ Tegaderm™ High Performance Foam Non-Adhesive Dressing is a highly absorbent, breathable, non-adherent wound dressing. It is constructed from a conformable polyurethane foam pad, absorbent nonwoven layers, and a top layer of printed adhesive film. This waterproof film is moisture vapor permeable which prevents wound exudate strike-through and acts as a barrier to outside contamination, including bacteria and viruses.* The dressing maintains a moist wound environment, which has been shown to enhance wound healing.



The Science Behind 3M's Excellent Fluid Handling Capacity

First, the soft foam layer rapidly wicks away exudate, which is then retained in the super absorbent layer. Next, the exudate is distributed across the moisture control layer before evaporating through the breathable film.

Indications for Use

Tegaderm™ Foam Dressing is indicated for use as a primary or secondary dressing for low- to highly-exuding partial and full thickness wounds such as:

- Pressure injuries
- Ulcers of the lower extremity including; venous leg ulcers, arterial ulcers and neuropathic (diabetic) ulcers
- Skin tears
- Donor sites
- Surgical wounds
- Abrasions
- Superficial and partial thickness burns
- Suitable for use around tube exit sites
- Suitable for use with compression therapy

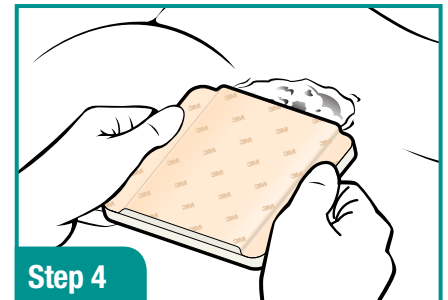
*In vitro testing shows that the transparent film provides a viral barrier from viruses 27nm in diameter or larger while the dressing remains intact without leakage.

Follow Universal Precautions and facility guidelines for infection control.

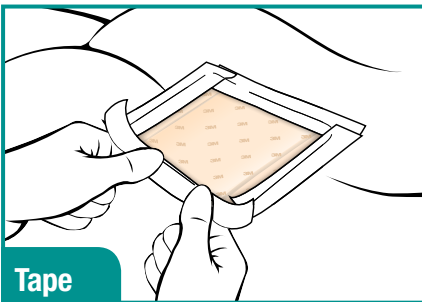
Application Instructions

- 1 Cleanse wound and surrounding skin according to facility policy.
- 2 Select appropriate size dressing to ensure foam pad is larger than the wound area. The dressing may be cut to accommodate wound contours.

- 3 Remove the Tegaderm™ High Performance Foam Non-Adhesive Dressing from package.
- 4 Position the dressing, printed side up, over the wound with edges overlapping onto intact skin. Secure with elastic or cohesive wrap, tape or other methods (see Dressing Secural Options).

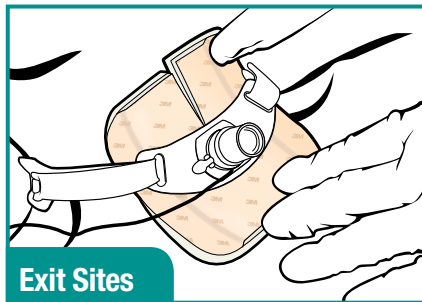


Dressing Secural Options

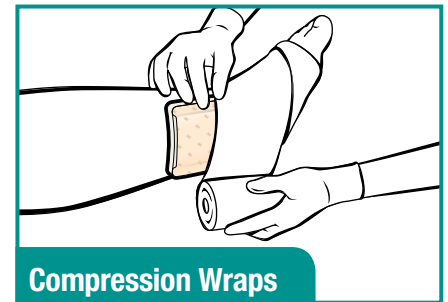


Tape: Picture frame the dressing with tape (3M™ Kind Removal Silicone Tape, 3M™ Medipore™ H Soft Cloth Tape or 3M™ Micropore™ Tape).

Note: To maintain moisture vapour evaporation, tape only edges of the dressing in picture frame manner.



Tube Exit Sites: When using the dressing for absorption and cushioning of tube sites (such as tracheostomy or gastric tubes), the dressing may be held in place by the tube itself or secured by taping the edges of the dressing in a picture frame manner.



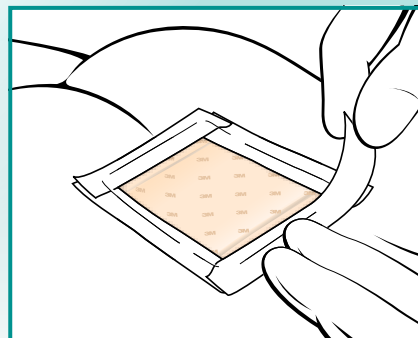
Lower Extremity Compression Wraps:

The dressing may be used under compression wrap systems such as 3M™ Coban™ 2 Layer Compression System. Additional taping is typically not required.



Wraps: When dressing an extremity, secure the dressing with a gauze wrap, a self-adherent wrap (3M™ Coban™ Self-Adherent Wrap), tubular stockinette or an elastic wrap.

Removal Instructions



- 1 Gently remove adhesive tape border or overwrap.
- 2 Lift foam dressing from the wound bed. If dressing is adhered to the wound surface, saturate with normal saline and gently loosen.
- 3 Discard dressing according to your institution's policy.

3M™ Tegaderm™ High Performance Foam Non-Adhesive Dressing

An excellent partner for 3M™ Coban™ 2 Layer Compression Systems



Tegaderm™ High Performance Foam Non-Adhesive Dressing has been designed for use under compression. It can be used as a primary cover dressing under Coban 2 Layer Compression Systems.



Considerations

- Observe the dressing frequently. As the dressing absorbs, the exudate will wick to the top of the dressing, and discoloration may be noticeable. When the exudate spreads to the edges of the dressing or the dressing begins to leak, a dressing change is indicated.
- Tegaderm™ Foam Dressing may remain in place for up to seven days. Dressing change frequency will depend on the type of wound, volume of exudate, and clinical situation. Change at least every seven days, or as indicated per treatment protocol.
- The dressing may be used as an absorbent cover dressing over wound fillers such as alginates or gauze packing.
- The dressing may be cut as necessary to accommodate wound size and contours. Use of non-sterile product may increase the risk of contamination and infection.
- Covering the entire foam dressing with an occlusive tape may reduce the breathability of the film backing. To maintain moisture vapour exchange, tape only edges of the dressing in picture frame manner.

Ordering Information

	3M Product Code	Size	Dressings/Box	Boxes/Case
	90600	5cm x 5cm	10	4
	90601	10cm x 10cm	10	4
	90602	10cm x 20cm	5	6
	90603	20cm x 20cm	5	6
	90604	8.8cm x 8.8cm <i>Fenestrated</i>	10	4
	90605	10cm x 60cm, Roll	1 roll/pkg.	6 rolls



3M Critical & Chronic Care Solutions Division

3M Australia Pty Limited
 ABN 90 000 100 096
 Building A, 1 Rivett Rd
 North Ryde NSW 2113
 1300 363 878
www.3M.com.au/healthcare

3M Critical & Chronic Care Solutions Division

3M New Zealand Limited
 94 Apollo Drive
 Rosedale 0632
 Freephone 0800 80 81 82
www.3M.co.nz

3M and Tegaderm are trademarks of 3M.
 Please recycle. Printed in NZ.
 © 3M 2014. All rights reserved.
 BR-j8221